




DELTA, BC CANADA
 PH: 604-940-8741
 www.critical-environment.com

**INSTALLATION & WIRING
 CONNECTION DRAWING
 REV-A**




SELF-CONTAINED GEM GAS
 DETECTOR WITH INTEGRAL CO
 SENSOR INSTALLED 4' TO 6'
 FROM THE FLOOR (BREATHING ZONE)

FACTORY ATTACHED, TOTALLY
 ENCLOSED, SECONDARY
 TRANSFORMER 115VAC
 INCOMING STEPS DOWN TO
 22VAC FOR GEM DETECTOR


INSTALLER SUPPLIED
 RIGID CONDUIT BETWEEN
 GEM AND AST. USE
 3-CONDUCTOR, SHIELDED
 CABLE/WIRE

WIRING TERMINAL CONNECTIONS



1	N/O	RELAY-1 (LOW ALARM)
2	COM	RELAY-1 (LOW ALARM)
3	N/C	RELAY-1 (LOW ALARM)
4	N/O	RELAY-2 (HIGH ALARM)
5	COM	RELAY-2 (HIGH ALARM)
6	N/C	RELAY-2 (HIGH ALARM)
7	4-20	4-20 ANALOG OUTPUT
8	NEG	NEG. ANALOG OUTPUT
9	POS	POS. TERMINAL TO REMOTE SEN.
10	SIG+	SIG.+ TERMINAL TO REMOTE SEN.
11	NEG	NEG. TERMINAL TO REMOTE SEN.
12	GND	NOT USED
13	24V	FACTORY WIRED FROM TRANSFORMER
14	24V	FACTORY WIRED FROM TRANSFORMER

REMOTE COMBUSTIBLE FUEL VAPOUR, ANALOG
 SENSOR / TRANSMITTER MODEL AST-SCB-SW
 INSTALLED 6" FROM FLOOR FOR GASOLINE OR
 PROPANE VAPOURS. SENSOR SUPPLIED BY CETCI



**NOTE: USE LIQUID TIGHT CONDUIT
 HUB WHERE CABLE/WIRE ENTER AST
 TO MAINTAIN WATER TIGHT STATUS**

Critical Environment Technologies Canada Inc.	
Name: GEM Dual-Channel, 120VAC, gas detector	
Model: GEM-DECO-SCB-NJ & AST-SCB-SW	
Date: September 14, 2011	